

Director Manual



PROMISE VBS

REDEMPTION
RANCH

BRANDED IN
THE IMAGE OF JESUS

PROMISE
VBS

From
21st Century Christian, Inc.

Consultants:
David Hall, Judy Hall

Contributing Illustrators:
John Jordan

Published by

21st Century Christian, Inc.

4108 Hillsboro Pike

Nashville, TN 37215

© 2023 by 21st Century Christian, Inc.

This publication may not be copied or reproduced in any form.

ALL SCRIPTURE NKJV

Scripture taken from New King James Version © 1982, Thomas Nelson, Inc. Used by permission.

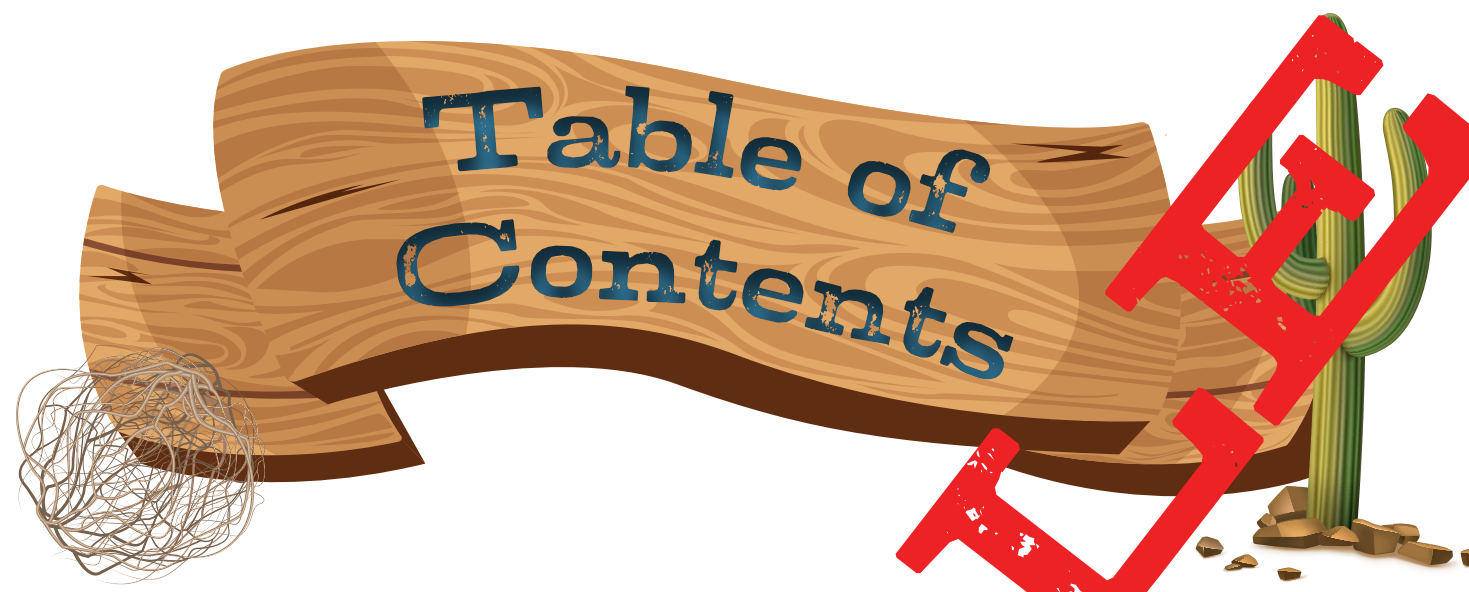


Table of Contents

<i>Ten Reasons</i>	3
<i>Dear Director</i>	4
<i>Decorating Your Building</i>	5
<i>Structuring Your VBS</i>	8
<i>Lesson Overview</i>	9
<i>Rounding Up a Successful VBS</i>	12
<i>Creating a Timeline for a Successful VBS</i>	15

Decorating Your Building



First of all, don't panic! Decorating a building for VBS is a chore that leaves many wondering, "Is VBS really worth it?" Yes, VBS is definitely worth all your effort! Decorating your building does not have to be a dreaded task. It can be fun, and a little effort can go a long way in turning your building into an instant visual aid. Because of manpower, cost, and conflict with other uses of facilities, many congregations choose to do little or no decorating. Never mind! You can still implement a successful VBS without doing a lot of decorating. Some congregations even go all out in turning their facilities into an eye-popping attraction. Go simple or over-the-top; you turn your building into a working cattle ranch. The choice is yours.




Show your ranch hands how excited you are to see them with a great big Yee Haw! Be sure to string the **Yee Haw Greeting** where they will see it first thing when they enter your facility. If you have a large area where all your students can meet together at the beginning of each VBS session, we suggest that you turn this area into the **Ranch Hand Roundup**, complete with **Barn Wood Backdrop** and **Barn Wood Extras**. The directional signs from the **Redemption Ranch Sign Assortment** will point the way to **Ranch Hand Roundup** (auditorium) and **Classroom Corrals** (classroom).



- **The Redemption Ranch Skit Book** — As convenient for you, we suggest that you bring your students together at the beginning of each VBS session. This provides a wonderful opportunity to sing songs, make announcements, and ease the young children into the VBS environment. If you have a large area where all of your students can meet together at the beginning of each VBS session, we suggest that you decorate this area as the Ranch Hand Roundup.

If you have chosen to purchase the **Redemption Ranch Skit Book**, more detailed information is included on how the set for the skits should be decorated. During the skits, your students will be introduced to the trail boss, Hank, and his three ranch hands, the McCoy Brothers. Students will follow Hank guiding the brothers to realize all the blessings that God sends us and how we can become better stewards of those blessings. **The Redemption Ranch Skit Book** is a fun-filled, dramatic way to jump-start the learning process. The manual contains five skits that will not only leave everyone laughing, but will also bring a strong message home to your impression. Even if you choose not to purchase **The Redemption Ranch Skit Book**, you may still decide to come together at the beginning of each session and sing. In any case, decorating this area as a working ranch is a wonderful way of putting your students in the frame of mind for this VBS event.



Setting the stage is an important part of the **Redemption Ranch** skits. In reality, the entire room is a part of the stage, and the students are members of the Ranch Hand Roundup. The front stage area is where the majority of the singing will take place; however, it should be made to look as if it is a barn or pasture. You could use the **Pointing Cactus** and the **3D Campfire Standup** to make it feel as if they are out on the range, or you could use the **Barn Wood Backdrop**, **Barn Wood Extras**, and the **Cow Print Pennant Banner** to create a barn yard feel. As always, you may choose to decorate as simply or elaborately as you wish.

How elaborate you choose to decorate the rest of the room is up to you. For those who want to go all out, lay down strips of outdoor fabric to simulate the feel of a pasture. Or you could use the **Sandy Tarp** instruction from the **Multi-Media CD** to simulate the look of a dusty trail. Make fake boulders out of cardboard boxes and paper mache. If you're blessed with a strong, creative team of volunteers, they could paint wooden pallets to look like wooden fences. Even if you don't wish to transform your building, the skits can still be performed effectively with little decoration.



Overview of

REDEMPTION RANCH

During this VBS, your students will be studying five of the parables Jesus told. Each parable addresses a God-given blessing and the responsibility that accompanies it. The five lessons are as follows:

Lesson One: Use God's Gifts

Bible Text: Matthew 25:14-30; James 1:17

Parable of the Talents

Lesson Two: Grow in God's Word

Bible Text: Matthew 13:3-8; 18-23; Colossians 1:10

Parable of the Soils

Lesson Three: Share God's Love

Bible Text: Matthew 18:23-34; 1 John 4:11

Parable of the Unmerciful Servant

Lesson Four: Shine God's Light

Bible Text: Matthew 5:13-16; Matthew 5:16

Parable of Salt and Light

Lesson Five: Receive God's Grace

Bible Text: Luke 15:11-32; John 1:12

Parable of the Prodigal Son

Lessons are designed to give the teacher all the necessary material, illustrations, Scriptures, and activities without stifling creativity or teaching ability. In the younger age levels, precautions have been made for appropriate language and skill abilities. The lesson plans for these ages have been scripted for the purpose of conveying age-appropriate language. This will enable even the most inexperienced teacher to effectively implement the lessons.

Each lesson for all ages is divided into "blocks." The purpose of the block system of teaching is to ensure versatility in lesson planning. Every learning block has been created for a specific purpose. Some learning blocks contain instruction, while others contain application and reinforcement techniques as well as activity-based learning. The block system allows teachers to comfortably plan their lessons.

Redemption Ranch combines a relevant message with a creative presentation. It is instructional, fun, and easy-to-use. Vacation Bible School is a wonderful, effective, and exciting time of year. With this lesson series, your students will leave with a newfound purpose for their lives. They will leave with a call for action to live their lives to glorify God. So grab your rope and get your hat, and saddle up for a fun-filled, exciting adventure!


Each lesson is written to provide information in an age-appropriate manner, and the topic of discussion becomes more complex as it progresses through the age levels. An overview of each lesson follows.

Rounding Up a Successful VBS

There are many items available in this series to help you implement a successful Vacation Bible School. Each item has been carefully planned and designed to enhance the VBS experience. However, this series has been structured so that you can pick and choose which items are best for your congregation. Consider your congregation's needs as you choose from the available items listed below.

TEACHER MANUALS

The **Teacher Manuals** are designed to give teachers of all levels of skill and experience the opportunity to present a dynamic lesson with minimal preparation time. The manuals are written in such a way that any teacher can present a proper and memorable lesson without stifling their creativity. They can also be adapted to fit any teaching style. There is enough material within the **Teacher Manuals** to present a lesson that can last an hour or more, depending on the teacher and his/her style. The lessons can also easily be shortened to fit each teacher's individual needs. A quick look at the manuals will prove that they can provide both teacher and student with an enjoyable learning experience.



STUDENT BOOKS/RANCH JOURNAL

Each student should be supplied with a **Student Book**, also known as a **Ranch Journal**. Filled with study thoughts, exercises, puzzles, and activities, the **Ranch Journals** are designed to enhance each student's VBS experience and have them involved in the fun and learning. The colorful books are filled with wonderful illustrations, an account of each story, question and answer sections, and activities that will all become a part of the learning process. **Student Books** for pre-school age students are full of relevant, age-appropriate activities, including add-on figures and crafting pages.



VISUAL AIDS

Visual Aids are available for each age level and the **Teacher Manuals** contain instructions on how to use each **Visual Aid** provided. In most instances, the **Visual Aids** play an important role in the reinforcement activities of the class. In the younger classes, the **Visual Aid** packet contains a **Story Time Bible Book**. The **Story Time Bible Book** is a picture book that contains illustrations that coincide with the scripted Bible stories in the lesson.

THE REDEMPTION RANCH SKIT BOOK

If you want to jump-start the learning process, there is no better element than the **Redemption Ranch Skit Book**. Each VBS session will begin at the Ranch Hand Roundup as students become part of the action when they meet the trail boss, Hank, and his three ranch hand, McCoy brothers, Boone, Crockett, and Houston. Through their fun-filled failures, the three ranch hands provide a visualization of the obstacles that pride, fear, and distraction hinder when trying to become a good steward of God's blessings. The manual contains skits that will not only leave everyone laughing, but will also deliver a strong message and leave a lasting impression. The skits will present your young ranch hands with the challenges of the trail ahead and effectively set up each lesson.

